

The Kitchen
Sink Limited



Sapphire

Undermounted Sink and Tap Collection

2023

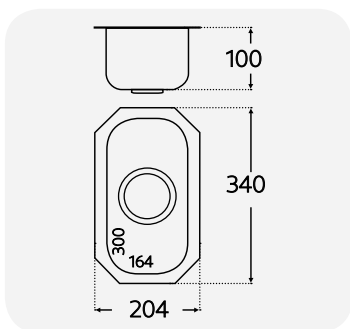
STANDARD - Classic Undermount Sink Collection

UKS1010



UKS1010

Finish: Brushed Steel
Cabinet size: 300mm
Radius: 70mm
Internal dimensions:
164mm x 300mm

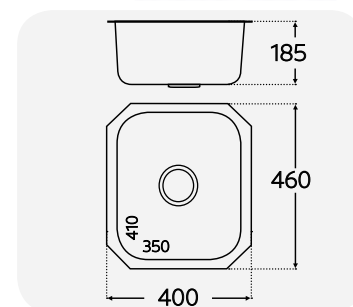


UKS1006



UKS1006

Finish: Brushed Steel
Cabinet size: 450mm
Radius: 89mm
Internal dimensions:
350mm x 410mm

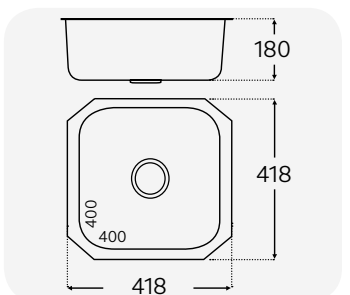


LUNO 30



LUNO 30

Finish: Polished
Cabinet size: 450mm
Radius: 40mm
Internal dimensions:
400mm x 400mm

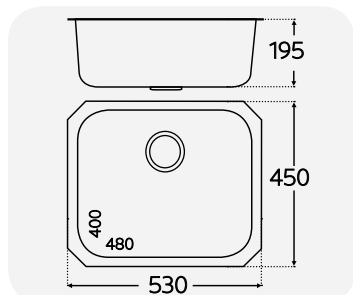


UKS1009



UKS1009

Finish: Brushed Steel
Cabinet size: 600mm
Radius: 86mm
Internal dimensions:
480mm x 400mm

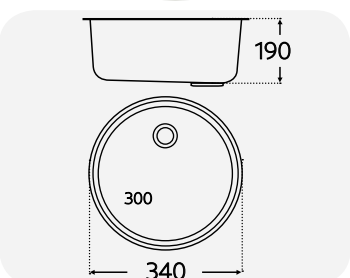


RKS300

RKS300

Finish: Brushed Steel
Cabinet size: 400mm
Radius: "Circle"
Internal dimensions:
300mm x 300mm

Also available in:
Gold, Copper and
Antracite finishes

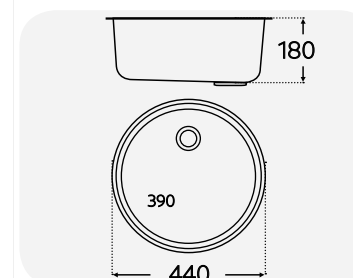


RKS01

RKS01

Finish: Brushed Steel
Cabinet size: 450mm
Radius: "Circle"
Internal dimensions:
390mm x 390mm

Also available as
Top Mounted
version **RKS03** with
tap hole on flange



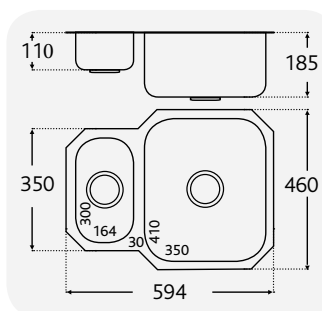
STANDARD - Classic Undermount Sink Collection

UKS0001 - REVERSIBLE



UKS0001

Reversible
Finish: Brushed Steel
Cabinet size: 600mm
Radius: Various
Internal dimensions:
544mm x 410mm

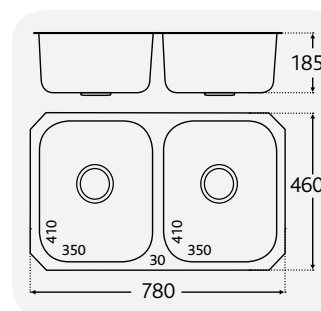


UKS2006



UKS2006

Finish: Brushed Steel
Cabinet size: 800mm
Radius: 89mm
Internal dimensions:
730mm x 410mm

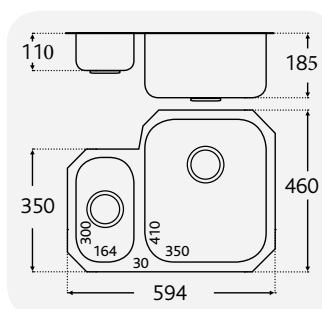


UKS0002LHD



UKS0002LHD

Finish: Brushed Steel
Cabinet size: 600mm
Radius: Various
Internal dimensions:
544mm x 410mm

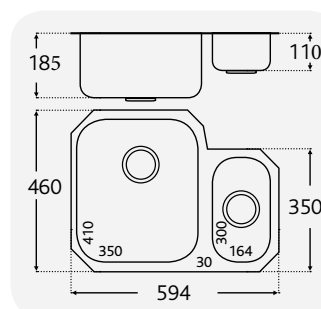


UKS0002RHD



UKS0002RHD

Finish: Brushed Steel
Cabinet size: 600mm
Radius: Various
Internal dimensions:
544mm x 410mm



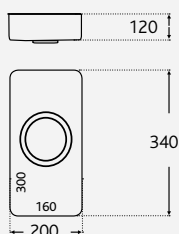
STANDARD - Classic Undermount Sinks with 25mm Corner Radius

UKS2501



UKS2501

Finish: Brushed Steel
Cabinet size: 300mm
Radius: 25mm
Internal dimensions:
160mm x 300mm

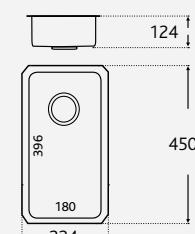


UKS2502L



UKS2502L

Finish: Brushed Steel
Cabinet size: 300mm
Radius: 25mm
Internal dimensions:
180mm x 396mm

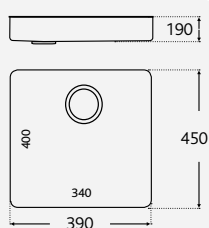


UKS2510



UKS2510

Finish: Polished
Cabinet size: 400mm
Radius: 25mm
Internal dimensions:
340mm x 400mm

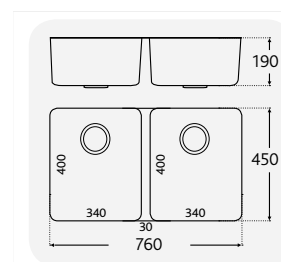


UKS2511



UKS2511

Finish: Brushed Steel
Cabinet size: 800mm
Radius: 25mm
Internal dimensions:
710mm x 400mm



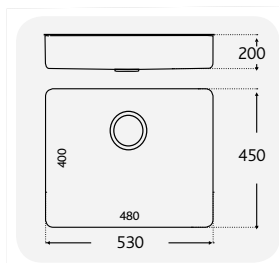
STANDARD - Classic Undermount Sinks with 25mm Corner Radius

UKS2504



UKS2504

Finish: Brushed Steel
Cabinet size: 600mm
Radius: 25mm
Internal dimensions:
480mm x 400mm

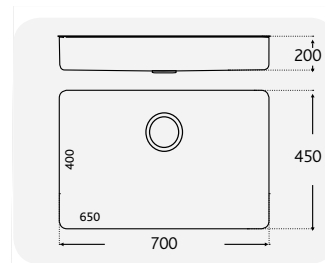


UKS2505



UKS2505

Finish: Brushed Steel
Cabinet size: 700mm
Radius: 25mm
Internal dimensions:
650mm x 400mm



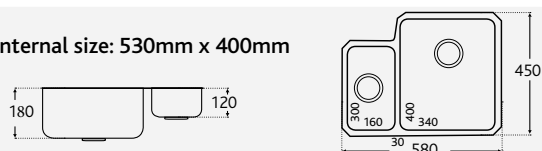
UKS2507 LHD



UKS2507 LHD

Finish: Brushed Steel
Cabinet size: 600mm
Radius: 25mm
Internal dimensions: 530mm x 400mm

Internal size: 530mm x 400mm



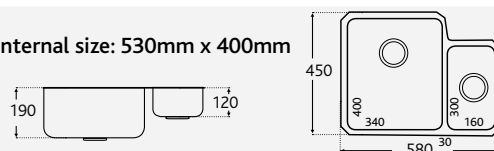
UKS2507 RHD



UKS2507 RHD

Finish: Brushed Steel
Cabinet size: 600mm
Radius: 25mm
Internal dimensions: 530mm x 400mm

Internal size: 530mm x 400mm



STANDARD - Classic Undermount Sinks with 25mm Corner Radius

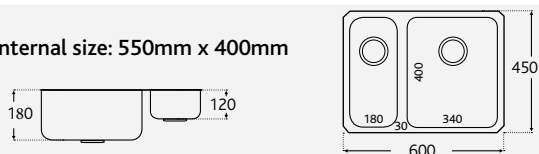
UKS2508 LHD



UKS2508 LHD

Finish: Polished
Cabinet size: 600mm
Radius: 25mm
Internal dimensions: 550mm x 400mm

Internal size: 550mm x 400mm



UKS2508 RHD



UKS2508 RHD

Finish: Brushed Steel
Cabinet size: 600mm
Radius: 25mm
Internal dimensions: 550mm x 400mm

Internal size: 550mm x 400mm



UKS2509 LHD



UKS2509 LHD

Finish: Brushed Steel
Cabinet size: 800mm
Radius: 25mm
Internal dimensions: 690mm x 400mm

Internal size: 690mm x 400mm



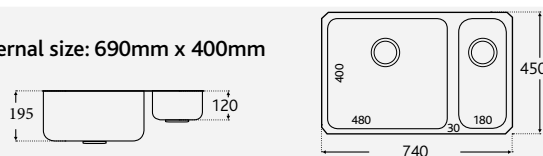
UKS2509 RHD



UKS2509 RHD

Finish: Brushed Steel
Cabinet size: 800mm
Radius: 25mm
Internal dimensions: 690mm x 400mm

Internal size: 690mm x 400mm

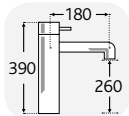




Girona-CH
(Chrome)

Girona-BR
(Brushed)

Flow Rate:
5.1 Litres per minute at 0.45 bar



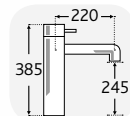
Girona



Leon-CH
(Chrome)

Leon-BR
(Brushed)

Flow Rate:
4.6 Litres per minute at 0.45 bar



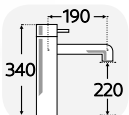
Leon



Shannon-CH
(Chrome)

Shannon-BN
(Brushed Nickel)

Flow Rate:
4.75 Litres per minute at 0.45 bar



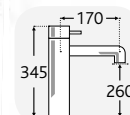
Shannon



Biscay-CH
(Chrome)

Biscay-BR
(Brushed)

Flow Rate:
5.6 Litres per minute at 0.45 bar

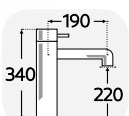


Biscay



Seville-CH
(Chrome)

Flow Rate:
6.0 Litres per minute at 0.45 bar



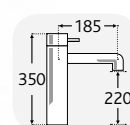
Seville



Athena-CH
(Chrome)

Athena-BN
(Brushed Nickel)

Flow Rate:
4.6 Litres per minute at 0.45 bar



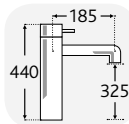
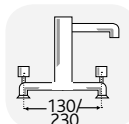
Athena



Avalon-CH
(Chrome)

Avalon-AB
(Antique Brass)

Flow Rate:
6.1 Litres per minute at 0.45 bar



Avalon



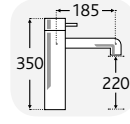
Lever-CH
(Chrome)

Lever-BN
(Brushed Nickel)

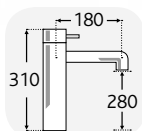
Lever-BB
(Bright Brass)

Lever-AB
(Antique Brass)

Flow Rate:
4.6 Litres per minute at 0.45 bar



Lever



Krio-CH
(Chrome)

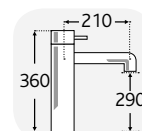
Not recommended for use with an inset sink.

Krio-BN
(Brushed Nickel)

Pressurised water system required

Flow Rate:
3.5 Litres per minute
at 0.45 bar

Krio

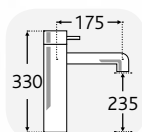


Madrid-CH
(Chrome)

Madrid-BR
(Brushed)

Flow Rate:
4.9 Litres per minute
at 0.45 bar

Madrid

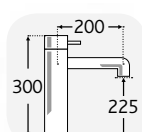


Verona-CH
(Chrome)

Verona-BN
(Brushed Nickel)

Flow Rate:
4.5 Litres per minute
at 0.45 bar

Verona

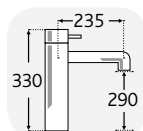


Florence-CH
(Chrome)

Florence-BN
(Brushed Nickel)

Flow Rate:
4.6 Litres per minute
at 0.45 bar

Florence



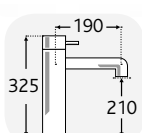
Sicily-CH
(Chrome)

Sicily-BN
(Brushed Nickel)

Flow Rate:
3.5 Litres per minute
at 0.45 bar

Not recommended for use with inset sink.
Pressurised water system required.

Sicily



Foggia-AB
(Antique Brass)

Flow Rate:
4.0 Litres per minute
at 0.45 bar

Pressurised water system required.

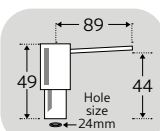
Foggia



Chrome
Plum Dispenser



Satin Steel
Plum Dispenser



Plum
Detergent
Dispenser

Dimensional Sketches are for illustration only and are not for use as templates.
For additional product information and care suggestions visit our website.

**The Kitchen Sink Ltd., Unit 3, Knockmitten Industrial Park,
Knockmitten Lane, Dublin 12. D12P267**
Tel.: 01 409 7723 Warehouse: 01 409 7735 Fax: 01 288 5040

Email: sales@thekitchensink.ie
Website: www.thekitchensink.ie

For details on care and warranty visit: <https://www.thekitchensink.ie/faqs/>